



The WORLD VALUES SURVEY ASSOCIATION

www.worldvaluessurvey.org

SURVEY METHODOLOGY REPORT

METHODOLOGICAL QUESTIONNAIRE

(TO BE COMPLETED AND SENT TO THE DATA ARCHIVE

JOINTLY WITH THE DATA FILE)

Country:	Romania
Organization:	ICCV & RQSA
Principal Investigator:	Bogdan Voicu, Claudiu Tufiş, Mircea Comşa
E-mail (primary contact):	bogdan@iccv.ro , claudiu.tufis@fsp.unibuc.ro ; mcomsa@socasis.ubbcluj.ro
Person in charge for fieldwork:	Sergiu Rusu
E-mail (secondary contact):	sergiu.rusu@ires.com.ro



SECTION 1: THE QUESTIONNAIRE

1. Have any optional questions and/or items been included?

No

Yes (PLEASE WRITE IN QUESTION AND/OR ITEMNUMBERS BELOW)

2. Were country-specific questions, and/or items i. e. neither compulsory nor optional WVS questions, or questions included in the survey?

No country-specific questions included



Go to Q 4

Country-specific questions were included

ANSWER IF THERE WERE COUNTRY-SPECIFIC QUESTIONS

3. Were country specific questions included at the end of the questionnaire, just before the demographics?

Yes



GO TO Q 4

No

3a Please indicate the location of the country-specific questions which were not at the end of the questionnaire

WRITE IN BELOW :

EVERYONE PLEASE ANSWER

4. Were all questions asked in the prescribed order?

Yes

No



5. Were all core questions included in your questionnaire (by core we mean all items except those that were optional)?

No - some question(s) from WVS questionnaire not included → ANSWER

No - some demographic question(s) not included → ANSWER

Yes - all questions included → SECTION 2

IF ANY CORE or DEMOGRAPHIC WVS QUESTIONS WERE NOT INCLUDED

6. Please write in details of the items and the reasons why they were not included.

question number or description of question:

Reason(s) not included:

SECTION 2: SAMPLING

7. Was your sample designed to be representative of the entire adult population, i. e. 18 years and older, of your country?

Yes → GO TO Q 9

NO → ANSWER



IF NOT DESIGNED TO BE REPRESENTATIVE

8. Which groups were excluded from, under-represented or over-represented in your sample design?

Excluded (PLEASE SPECIFY):

Over-represented: (PLEASE SPECIFY):

Under-represented (PLEASE SPECIFY):

EVERYONE PLEASE ANSWER

9. What was the lower age cut-off for your sample?

Yes - please write in cut-off

No cut-off

10. Was there any upper age cut-off for your sample?

Yes - please write in cut-off

No cut-off

11. What were the different stages in your sampling procedure?

PLEASE WRITE IN:

- Region
- Size of Locality
- Voting precinct
- Household
- Individual

1. Selection of voting precincts within each stratum. PSU selection type: probability proportional to size (PPS); size is the number of registered adults.



2. Individuals were selected within the voting precincts.

12. What was the final number of clusters or sampling points?

No clusters

WRITE IN:

13. What was the sampled unit you got from office sampling?

Address → ANSWER

Household → ANSWER

Named individual → GO TO 17

Other (PLEASE WRITE IN DETAILS BELOW) → ANSWER

Random route.

IF NAMED INDIVIDUAL WAS NOT THE SAMPLED UNIT

14. What selection method was used to identify a respondent?

PLEASE SPECIFY:

Next birthday.

15. Were there any quota-controls on the type of individual selected to take part in the survey (for example, age or sex controls)?

Yes → ANSWER

No → GO TO 17

IF QUOTA CONTROLS

16. In what way were quota controls used?



PLEASE WRITE IN:

EVERYONE PLEASE ANSWER

17. Was substitution permitted at any stage of your selection process or during fieldwork?

Yes → **ANSWER**

No → **GO TO 19**

IF 'YES'

18. In what way was substitution permitted?

PLEASE WRITE IN:

Panel attrition. The initial sample was the same as in 2012 WVS RO.

EVERYONE PLEASE ANSWER

19. Did you use any stratification factors when drawing your sample?

Yes → **ANSWER**

No → **GO TO 21**

IF STRATIFICATION FACTORS USED

20. What stratification factors were used, and at what stage(s) of selection?

PLEASE WRITE IN:


1.-The socio-cultural area (18 areas)



The WORLD VALUES SURVEY ASSOCIATION

www.worldvaluessurvey.org

2.-The type and size of the locality (poor communes, medium developed communes, developed communes, cities with less than 30 thousands inhabitants, cities of 30-100 thousands inhabitants, cities of 100-200 thousands inhabitants, cities with more than 200 thousands inhabitants)



EVERYONE PLEASE ANSWER

21. All in all, what are the known limitations of your realized sample?

For example: non-response rate; is there differential coverage of particular groups, either because of sample design or response differences?

% response or % non-response: PLEASE WRITE IN:

Not the case.

22. Please fill in the following details about your sample. If some categories do not apply, please complete to the highest level of detail possible and use the 'other' box to give more information.

Total number of <u>starting</u> names/addresses	2	3	0	0
- addresses which could not be traced at all				0
- addresses established as empty, demolished or containing no private dwellings		1	2	5
- selected respondent too sick/incapacitated to participate			2	1
- selected respondent away during survey period			1	8
- selected respondent had inadequate understanding of language of survey				
- no contact at selected address		1	6	0
- no contact with selected person				2
- refusal at selected address				
- proxy refusal (on behalf of selected respondent)			1	5
- personal refusal by selected respondent		3	6	9
- other type of unproductive (please write in full details in the box below)		3	5	3
- full productive interview	1	2	5	5
- partial productive interview				0

IF 'OTHER' CATEGORY USED

23. Please specify

38 = deceased

271 = unspecified reasons

44 = respondent moved out



SECTION 3: FIELDWORK

24. If interviews were not face-to-face, please specify the way of interviewing:

25. The next group of questions are about interviewers.

If no interviewers were used at any point in the WVS survey, please go to Q26.

IF INTERVIEWERS USED

a. Were interviewers paid according to performance (for example, according to the number of interviews they obtained)?

Yes

No

b. Which, if any, of these rules governed how an interviewer approached an address/household?

PLEASE TICK THOSE THAT APPLY

Calls must be made at different times of day

Calls must be made on different days of week

Neither of the above

c. Were interviewers required to make a certain number of re-calls before they stopped approaching an address or household?

Minimum number of re-calls required - please write in number

No minimum re-call requirement

d. Were any interviews supervised?


Yes - please write in approximate proportion %

No

e. Were any interviews back-checked?

Yes - please write in approximate proportion %

No



EVERYONE PLEASE ANSWER

26. Please write in the approximate start and end dates of fieldwork: **DD MM YY**

Start date

End date

27. Please write in the name of the institute which has done the fieldwork.

IRES: Institutul Roman pentru Evaluare si Strategie

&

MMT – MetroMedia Transilvania

SECTION 4: DATA

28. Were any measures of coding reliability employed?

Yes → **ANSWER**

No **GO TO 29**

28a. Which one? Please specify

29. Were the data from the questionnaire keyed subsequent to the interview (that is, non-CAPI surveys)?

Yes → **ANSWER**

No → **GO TO 31**

IF DATA KEYED

30. Was keying verified?

Yes - please write in approximate level of verification %

No

EVERYONE PLEASE ANSWER

31. Were any reliability checks made on derived variables?



32. Were data checked/edited to ensure that filter instructions were followed correctly? Yes No

Yes No

33. Were data checked/edited for logic or consistency?

Yes No

34. Were data checked/edited to ensure they fell within permitted coding ranges?

Yes No

35. Have you answered 'yes' on any or all of questions 32 to 34 above?

Yes -> ANSWER
No -> GO TO 37

IF DATA CHECKED/EDITED

36. Were errors corrected individually or automatically (through, for example, a 'forced' edit)?

Yes - individual correction
Yes - automatic correction
No - not corrected

EVERYONE PLEASE ANSWER


37. Did you add a weight variable?

Yes -> ANSWER
No -> GO TO 39

IF WEIGHT VARIABLE ADDED

38. Please describe the weighting or post-stratification strategy used.

SPSS rake. Region, gender, age, and type of locality were employed.



SECTION 5: CHARACTERISTICS OF NATIONAL POPULATION

39. Each member is asked to provide information on known characteristics of its national population, from census or the best available estimates from government surveys or other high-quality data-sources:

- sex distribution of the population
- age distribution of the population
- education (years of schooling) of the population
- other characteristics (PLEASE SPECIFY)

Please specify also the sources which have been used. Please note that the number of characteristics is what is minimal required. You can add as many characteristics as you like, but do not forget to specify them.

In the table below please present the information from census or from other government surveys or other high-quality data (column SOURCE 1) and the proportions obtained in your data, before and after weighting

	Source:	Unweighted data	Weighted data
Gender			
Female	51,74	60,5	52,7
Male	48,26	39,5	47,8
Age Groups			
18 - 29 years	17,81	20,0	22,2
30 - 39 years	19,37	14,2	15,5
40 - 49 years	21,19	18,4	18,0
50 - 59 years	14,13	16,0	15,8
60 years & +	26,17	31,4	28,6
Years/Schooling Groups			
No Education	4,31	1,4	1,5
Primary/secondary school	78,37	74,2	73,3
Incomplete/Complete university-level education	17,33	24,4	21,7
Other characteristics Please specify			
Urban	57,3	56,4	57,1
Rural	42,7	43,6	42,9